

















1. How personally satisfied are you with ODPC overall?				
			Response Percent	Response Count
Extremely			18.6%	18
Very			46.4%	45
Somewhat			35.1%	34
Not very			0.0%	0
Not at all			0.0%	0
No opinion			0.0%	0
			answered question	97
			skipped question	0

2. How satisfied are you with the leadership, taken as a whole?				
			Response Percent	Response Count
Extremely			23.7%	23
Very			48.5%	47
Somewhat			23.7%	23
Not very			3.1%	3
Not at all			1.0%	1
No opinion			0.0%	0
			answered question	97
			skipped question	0

3. ODPCEC will be pursuing a vision of being an open door to a life-changing Gospel. Do you agree with our desire to be Gospel-focused and our statement itself? [please refer to the vision document for elaboration on the vision]

		Response Percent	Response Count
Extremely		47.4%	46
Very		47.4%	46
Somewhat		4.1%	4
Not very		0.0%	0
Don't fully understand it		1.0%	1
No opinion		0.0%	0
Please Explain			19
answered question			97
skipped question			0

4. Pursuing this vision means that we will be sharing the gospel with our friends, co-workers, and neighbors. And this means we as a church will have to move in a direction where people of different ethnic and socio-economic backgrounds are welcomed. How committed are you to this direction?

		Response Percent	Response Count
Extremely		35.1%	34
Very		50.5%	49
Somewhat		13.4%	13
Not very		1.0%	1
Not at all		0.0%	0
No opinion		0.0%	0
Explain:			13
answered question			97
skipped question			0

5. As we move forward to build our new home, we also do so in consideration of ODPC's (EC and KC) children's and youth's needs, overall in our pursuit of having one vision, as two households, as one family. How supportive are you of the intergenerational, interdependent model as lived out here at ODPC?

		Response Percent	Response Count
Extremely		35.1%	34
Very		39.2%	38
Somewhat		15.5%	15
Not Very		5.2%	5
Not at all		4.1%	4
No Opinion		1.0%	1
		answered question	97
		skipped question	0




6. With hopes for our EC to grow in our vision, we will be building a new home for our EC, our guests, and also for our rising ODPC generation. How important do you think this project is for the future of our church and our vision?

		Response Percent	Response Count
Extremely		40.2%	37
Very		37.0%	34
Somewhat		19.6%	18
Not Very		2.2%	2
Not at all		1.1%	1
No Opinion		0.0%	0
		answered question	92
		skipped question	5


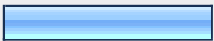


7. Do you consider yourself (and your family) committed to this vision for our EC?				
			Response Percent	Response Count
Yes		87.0%	80	
Uncertain		12.0%	11	
No		1.1%	1	
			answered question	92
			skipped question	5

8. Are you likely to make contributions at some level for our building during the next three years to see this vision realized?				
			Response Percent	Response Count
Definitely		69.6%	64	
Probably		23.9%	22	
Probably Not		5.4%	5	
Definitely Not		1.1%	1	
No Opinion		0.0%	0	
			answered question	92
			skipped question	5






9. Are there any unresolved issues in the church as a whole, that you are aware of, that would hinder the implementation of our vision?				
			Response Percent	Response Count
No		34.8%	32	
Yes, as follows		31.5%	29	
Not aware		33.7%	31	
			Please explain	31
			answered question	92
			skipped question	5

10. What are the three most important things that keep you committed to ODPC?			Response Percent	Response Count
1.			100.0%	92
2.			100.0%	92
3.			91.3%	84
			<i>answered question</i>	92
			<i>skipped question</i>	5

11. Please share anything else that was not addressed above, that you would like to tell the leadership.		Response Count
		21
		<i>answered question</i>
		21
		<i>skipped question</i>
		76

12. Your Age Group:			Response Percent	Response Count
17-21			1.1%	1
22-29			22.8%	21
30-39			68.5%	63
40-49			7.6%	7
50+			0.0%	0
			<i>answered question</i>	92
			<i>skipped question</i>	5

13. How long have you been attending ODPCEC?

		Response Percent	Response Count
0-1 years		4.3%	4
1-3 years		23.9%	22
4-7 years		30.4%	28
8-11 years		22.8%	21
12+ years		18.5%	17
		<i>answered question</i>	92
		<i>skipped question</i>	5